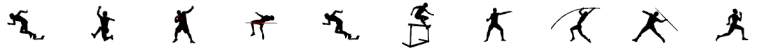




DECATHLON JUNIOR SUMMARY AFTER 4 EVENTS

RECORDS	RESULT	NAME	COUNTRY	AGE	VENUE	DATE
World Junior Record WJR	8397	Torsten VOSS	GDR	19	Erfurt	7 Jul 1982
Championships Record CR	8059	Arkadiy VASILYEV	RUS	19	Beijing (CSC)	17 Aug 2006
World Junior Leading WJL	8047	Jirí SÝKORA	CZE	19	Praha (ASK Slavia)	25 May 2014

22-23 July 2014




PLACE	BIB	NAME	COUNTRY	POINTS	POINTS BEHIND LEADER	100 Metres	Long Jump	Shot Put (6kg)	High Jump	400 Metres	110m Hurdles	Discus Throw	Pole Vault	Javelin Throw	1500 Metres
1	1295	Evgeniy LIKHANOV	RUS	3475		11.01 (+1.4) 858 (14)	7.72 (+2.0) 990 (3) 1848 (4)	14.19 740 (9) 2588 (2)	2.09 887 (1) 3475 (1)						
2	147	Cedric DUBLER	AUS	3456	-19	10.80 (+0.6) 906 (3)	7.74 (+1.2) 995 (2) 1901 (2)	13.02 668 (24) 2569 (4)	2.09 887 (2) 3456 (2)						
3	1290	Roman KONDRATYEV	RUS	3387	-88	10.88 (+0.5) 888 (5)	7.29 (+2.4) 883 (8) 1771 (7)	14.93 785 (3) 2556 (5)	2.03 831 (4) 3387 (3)						
4	455	Jirí SÝKORA	CZE	3345	-130	10.92 (+0.5) 878 (7)	7.35 (+2.0) 898 (6) 1776 (5)	15.50 820 (1) 2596 (1)	1.94 749 (16) 3345 (4)						
5	260	Yuriy YERYOMICH	BLR	3335	-140	10.92 (+0.5) 878 (7)	7.80 (+2.1) 1010 (1) 1888 (3)	13.50 698 (19) 2586 (3)	1.94 749 (15) 3335 (5)						
6	1132	Karsten WARHOLM	NOR	3290	-185	10.55 (+0.5) 963 (1)	7.53 (+2.6) 942 (4) 1905 (1)	11.60 582 (33) 2487 (7)	2.00 803 (7) 3290 (6)						
7	710	Tim NOWAK	GER	3281	-194	11.09 (+1.4) 841 (19)	7.16 (+1.4) 852 (14) 1693 (14)	14.47 757 (8) 2450 (11)	2.03 831 (6) 3281 (7)						
8	1265	Fredriech PRETORIUS	RSA	3239	-236	11.05 (+1.0) 850 (17)	7.31 (+0.4) 888 (10) 1738 (10)	13.94 725 (14) 2463 (10)	1.97 776 (14) 3239 (8)						
9	287	Jefferson SANTOS	BRA	3225	-250	11.12 (+1.4) 834 (21)	7.18 (+1.3) 857 (13) 1691 (15)	14.05 731 (12) 2422 (13)	2.00 803 (8) 3225 (9)						
10	1394	Fredrik SAMUELSSON	SWE	3153	-322	11.20 (+1.0) 817 (24)	7.03 (+1.7) 821 (16) 1638 (21)	14.62 766 (6) 2404 (14)	1.94 749 (16) 3153 (10)						
11	1353	Luca BERNASCHINA	SUI	3152	-323	11.09 (+0.6) 841 (19)	7.39 (+2.5) 908 (5) 1749 (9)	14.50 759 (7) 2508 (6)	1.82 644 (27) 3152 (11)						
12	1550	Gabriel MOORE	USA	3149	-326	10.98 (+2.0) 865 (11)	7.01 (+1.8) 816 (24) 1681 (17)	13.41 692 (20) 2373 (17)	1.97 776 (12) 3149 (12)						
13	1576	Harrison WILLIAMS	USA	3133	-342	10.75 (+2.0) 917 (2)	6.80 (+0.7) 767 (25) 1684 (16)	13.53 700 (18) 2384 (16)	1.94 749 (16) 3133 (13)						
14	602	Mathias AKO	FRA	3133	-342	11.01 (+2.0) 858 (14)	7.27 (+1.8) 878 (9) 1736 (11)	13.98 727 (13) 2463 (9)	1.85 670 (25) 3133 (14)						
15	1355	Jan DEUBER	SUI	3126	-349	10.95 (+0.6) 872 (9)	7.27 (+0.5) 878 (19) 1750 (8)	12.76 653 (26) 2403 (15)	1.91 723 (23) 3126 (15)						
16	1099	Loek VAN ZEVENBERGEN	NED	3115	-360	10.87 (+1.0) 890 (4)	7.29 (+1.4) 883 (7) 1773 (6)	11.78 593 (32) 2366 (20)	1.94 749 (21) 3115 (16)						



DECATHLON JUNIOR SUMMARY AFTER 4 EVENTS

22-23 July 2014



PLACE	BIB	NAME	COUNTRY	POINTS	POINTS BEHIND LEADER	100 Metres	Long Jump	Shot Put (6kg)	High Jump	400 Metres	110m Hurdles	Discus Throw	Pole Vault	Javelin Throw	1500 Metres
17	690	Fabian CHRIST	GER	3111	-364	10.99 (+0.5) 863 (12)	7.18 (+0.6) 857 (11) 1720 (12)	12.58 642 (29) 2362 (21)	1.94 749 (16) 3111 (17)						
18	587	Elmo SAVOLA	FIN	3111	-364	11.08 (+1.4) 843 (18)	6.99 (+1.1) 811 (17) 1654 (20)	13.22 681 (21) 2335 (22)	1.97 776 (13) 3111 (18)						
19	659	David HALL	GBR	3100	-375	10.89 (+1.0) 885 (6)	6.66 (+2.2) 734 (29) 1619 (23)	13.62 705 (16) 2324 (23)	1.97 776 (11) 3100 (19)						
20	288	Alex SOARES	BRA	3096	-379	11.20 (+0.6) 817 (24)	7.18 (0.0) 857 (12) 1674 (18)	15.21 803 (2) 2477 (8)	1.79 619 (28) 3096 (20)						
21	547	Taavi TŠERNJAVSKI	EST	3093	-382	11.19 (+1.4) 819 (23)	6.85 (-0.1) 778 (22) 1597 (24)	14.73 773 (5) 2370 (18)	1.91 723 (24) 3093 (21)						
22	427	Santiago A. FORD	CUB	3082	-393	11.26 (+0.6) 804 (28)	6.71 (-1.0) 746 (28) 1550 (27)	13.55 701 (17) 2251 (26)	2.03 831 (3) 3082 (22)						
23	159	David THOMSON	AUS	3080	-395	11.37 (+2.0) 780 (30)	6.96 (+3.3) 804 (20) 1584 (25)	13.86 720 (15) 2304 (24)	1.97 776 (9) 3080 (23)						
24	449	Jan DOLEŽAL	CZE	3028	-447	11.03 (+1.0) 854 (16)	6.97 (+0.3) 807 (18) 1661 (19)	14.74 774 (4) 2435 (12)	1.76 593 (31) 3028 (24)						
25	1090	Sybren BLOK	NED	2989	-486	10.99 (+0.5) 863 (12)	6.80 (+1.1) 767 (26) 1630 (22)	14.19 740 (10) 2370 (19)	1.79 619 (30) 2989 (25)						
26	1388	Andreas GUSTAFSSON	SWE	2975	-500	11.21 (+0.5) 814 (26)	6.74 (+2.7) 753 (27) 1567 (26)	12.86 659 (25) 2226 (27)	1.94 749 (22) 2975 (26)						
27	376	Qunhao WANG	CHN	2964	-511	11.45 (+0.6) 763 (32)	6.87 (0.0) 783 (21) 1546 (29)	12.59 642 (28) 2188 (30)	1.97 776 (9) 2964 (27)						
28	244	Benjamin HOUGARDY	BEL	2944	-531	11.65 (+2.0) 721 (33)	6.84 (+1.8) 776 (23) 1497 (32)	12.16 616 (31) 2113 (31)	2.03 831 (4) 2944 (28)						
29	530	Pablo TRESOLÍ	ESP	2866	-609	11.21 (+0.6) 814 (26)	6.55 (+2.2) 709 (32) 1523 (31)	13.10 673 (23) 2196 (29)	1.85 670 (26) 2866 (29)						
30	1349	Aleksandar GRNOVIC	SRB	2850	-625	11.28 (+1.0) 799 (29)	6.72 (+0.4) 748 (30) 1547 (28)	14.09 734 (11) 2281 (25)	1.73 569 (33) 2850 (30)						
31	529	Carlos SÁNCHEZ	ESP	2829	-646	11.16 (+1.0) 825 (22)	6.55 (+1.6) 709 (31) 1534 (30)	13.15 676 (22) 2210 (28)	1.79 619 (28) 2829 (31)						
32	840	Simone FASSINA	ITA	2820	-655	11.39 (+1.4) 776 (31)	6.35 (-1.4) 664 (33) 1440 (33)	12.40 631 (30) 2071 (32)	1.94 749 (20) 2820 (32)						
33	1068	Felipe RUIZ	MEX	2515	-960	11.74 (+2.0) 703 (34)	6.04 (+2.1) 595 (34) 1298 (34)	12.68 648 (27) 1946 (33)	1.73 569 (32) 2515 (33)						
	245	Vincent STAS	BEL	DNF		10.95 (+1.4) 872 (9)	7.13 (+1.3) 845 (15) 1717 (13)	DNS							











Official IAAF Partners





DECATHLON JUNIOR SUMMARY AFTER 4 EVENTS

22-23 July 2014

-  100 Metres
-  Long Jump
-  Shot Put (6kg)
-  High Jump
-  400 Metres
-  110m Hurdles
-  Discus Throw
-  Pole Vault
-  Javelin Throw
-  1500 Metres

PLACE	BIB	NAME	COUNTRY	POINTS	POINTS BEHIND LEADER
-------	-----	------	---------	--------	----------------------

Official IAAF Partners

